



# Virtual Symposia

on

International Day of Medical Physics (IDMP)




and

125<sup>th</sup> anniversary of the discovery of X-rays



7<sup>th</sup> & 8<sup>th</sup> November 2020

SMS Medical College and Hospitals Jaipur, India



Organized by

Department of Radiological Physics

SMS Medical College & Hospitals, Jaipur

Mail to us at- [conferencesmsmc@gmail.com](mailto:conferencesmsmc@gmail.com)

# IDMP 2020



Dear Friends/Colleagues,

It is our immense pleasure and proud privilege to invite you to join in the *“International Day of Medical Physics (IDMP 2020)”* celebration on November 7th, 2020 (Saturday). The Department of Radiological Physics, SMS Medical College and Hospitals, Jaipur, India is celebrating IDMP 2020 as virtual event. We have planned various local activities and scientific session. We request you to register and participate in IDMP 2020 celebration.

The medical physicists are health professionals and dealing with the wellbeing of mankind. The contribution of Medical Physics in healthcare is multidimensional and it has improved healthcare tremendously. This year's IDMP theme is "Medical Physicist as Health Professional" to showcase the important multidimensional role of the medical physicist in a healthcare facility and to recognizing profession globally. Despite the fact that the significant contribution of medical physicists to healthcare services, medical physicists in some countries are not recognized as a health profession as they deserve to be. To increase the visibility and recognize the contribution of Medical Physics to healthcare, International Organization of Medical Physics (IOMP) celebrates IDMP since 2013 every year on 7th November, the birthday of Prof. Marie Curie, acknowledging the contribution of the medical physicist in healthcare. This year AFOMP is celebrating its 20th anniversary to mark teamwork and cooperation for the sustainable growth of Medical Physics in AFOMP region.

Due to unprecedented situation due to COVID-19 pandemic, physical/ in person meetings are not possible on this occasion and therefore we have decided to organize IDMP 2020 celebration as virtual event on 07<sup>th</sup> November during 18:30 hrs - 20:30 hrs IST [01.00 PM - 3.00 PM GMT -GMT-Greenwich Mean Time, check your corresponding local time as per your location]. Your active participation is requested. Registration for the event is free. However, pre- Registration is mandatory to participate in virtual event of IDMP 2020 celebration. Participants will get the participation certificate

**Prof. Arun Chougule**  
Org Chairman  
President AFOMP, Chair ETC, IOMP

**Ms. Mary Joan**  
Org Secretary

7<sup>th</sup> November 2020 (Saturday)



Time (IST)	Speaker	Topic
6:30 PM	Dr Sudhir Bhandari Principal & Controller SMS M C & H Jaipur	Felicitation
6:35 PM	Dr Raja Babu Panwar Hon. Vice Chancellor RUHS Jaipur	Felicitation
6:40 PM	Dr Arun Chougule	Medical Physics – Health Professional
7:00 PM	Dr S D Sharma	Journey of Medical Physics in India
7:30 PM	Dr V Subramani	Medical Physics Achievements, Challenges and Horizons
8:00 PM	Dr Carmel J Caruana	Leadership in Medical Physics—What Resources?
8:30 PM		Discussion and concluding remarks
	Join with us at	<a href="https://us02web.zoom.us/meeting/register/tZUqduyrrT0rG91uEzSpBy0DTcMPF_iLD2Ga">https://us02web.zoom.us/meeting/register/tZUqduyrrT0rG91uEzSpBy0DTcMPF_iLD2Ga</a>



Dear Friends/Colleagues,

The discovery of X-rays by Wilhelm Conrad Rontgen 125 years ago in Wurzburg, Germany is a medical-technical revolution in the history of medicine. His discovery on November 8, 1895 heralded a new era in medicine that provided previously unknown insights into the human body. **This year there are two reasons to celebrate: as 2020 marks both the 125th anniversary of the discovery of the X-rays and the 175th birth anniversary of Wilhelm Conrad Rontgen.** Working in his laboratory at the University of Wurzburg on 8 November 1895, Rontgen made a discovery of a new type of radiation for which he was awarded the very first Nobel Prize in Physics in 1901.

The use of radiation in medicine is one of the greatest medical discoveries. According to the United Nations Scientific Committee on the Effects of Atomic Radiation (UNSCEAR), more than 4.5 billion diagnostic radiology procedures are performed every year which shows its utility in medical diagnosis.

There are various types of X-ray equipment which are used for diagnosis such as general radiography, fluoroscopy machine, interventional radiography, computed tomography scanners, mammography units in diagnostic radiology, and as well in treatment such as Medical linear accelerator cancer treatment. Primarily, Medical radiation exposures involve ionizing radiation in the form of X-ray to provide diagnostic information. The main objective of the use of X-ray in diagnostic radiology is to acquire optimum diagnostic information with minimum exposure to patient, personnel and public. In order to achieve this objective, knowledge of diagnostic radiology safety/protection of this equipment is necessary to assure their performance in compliance with established national/ international protocols. The main objective of this program to show case the huge impact of X- ray discovery on healthcare and also to create awareness about the importance of radiation safety, quality assurance, education and research among the medical professionals.

**Prof. Arun Chougule**  
Org Chairman  
President AFOMP, Chair ETC, IOMP

**Ms. Mary Joan**  
Org Secretary

**8<sup>th</sup> November 2020 (Sunday)**

Time (IST)	Speaker	Topic
09:00 AM	Dr Arun Chougule	Prof W C Roentgen- biography
09:30 AM	Dr Mahesh Mahadevappa	Impact of discovery of X- rays on the practice of medical physics
10:00 AM	Dr Renato Padovani	Medical physics education to tune to clinical and technological developments in LMI countries
10:30 AM	Dr Slavik Tabakov	125 years from the discovery of X rays: an evolution of medical physics and medical imaging diagnosis.
11:00 AM	Moderator: Dr Pratik Kumar Panelists: Dr G K Rath Dr Deep Narayan Srivastava Dr Paul Ravindran	Panel Discussion: Impact of X-ray discovery on Radiotherapy, Radiology Imaging and Medical Physics
	Join with us at	<a href="https://us02web.zoom.us/meeting/register/tZUucu-srzMtEtZGkwSicsiwsRTb3-F5sT8N">https://us02web.zoom.us/meeting/register/tZUucu-srzMtEtZGkwSicsiwsRTb3-F5sT8N</a>

# Speakers



**Dr Arun Chougule**  
SMS Medical College Jaipur  
India



**Dr S D Sharma**  
BARC Mumbai  
India



**Dr V Subramani**  
AIIMS New Delhi  
India



**Dr Carmel J Caruana**  
University of Malta  
Malta



**Dr Mahesh Mahadevappa**  
Johns Hopkins University  
USA



**Dr Renato Padovani**  
ICTP Trieste  
Italy



**Dr Slavik Tabakov**  
King's College London  
UK



**Dr Pratik Kumar**  
AIIMS New Delhi  
India



**Dr GK Rath**  
AIIMS New Delhi  
India



**Dr Deep Narayan Srivastav**  
AIIMS New Delhi  
India



**Dr Paul Ravindran**  
CMC Vellore  
India

